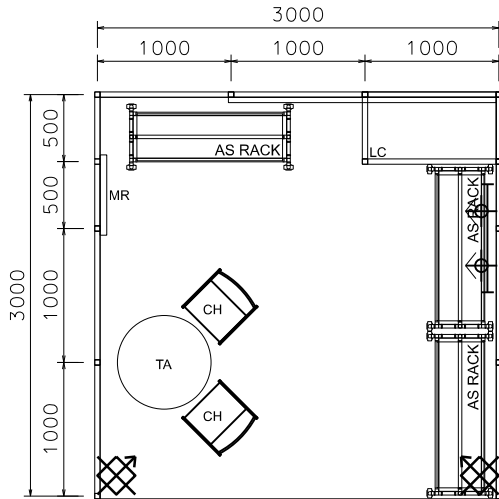
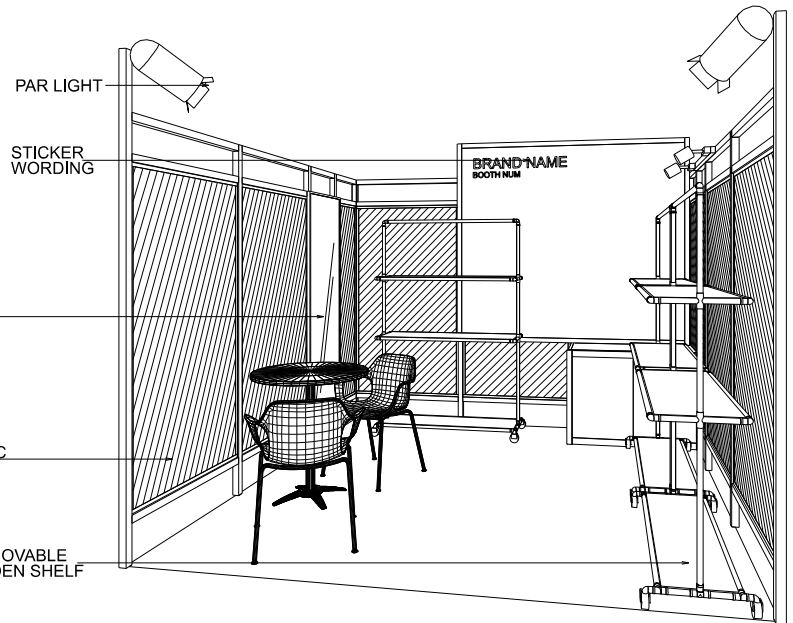


## 3M x 3M ACCESSORIES BOOTH (DESIGNER SPOTLIGHT ZONE)

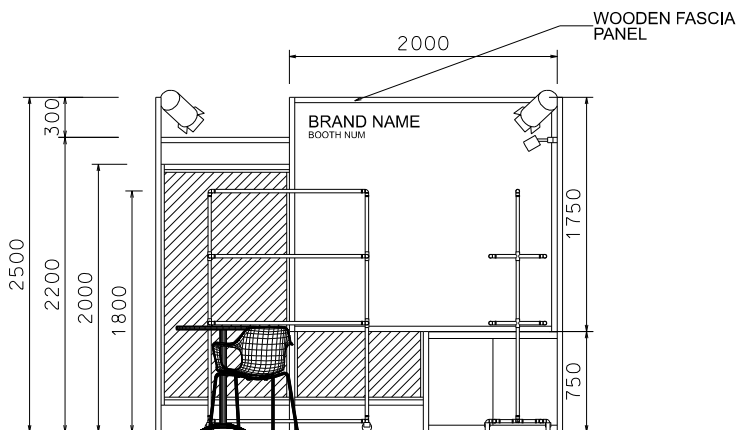
三米乘三米攤位










PLAN



PERSPECTIVE



ELEVATION

BOOTH SPECIFICATIONS		QTY.
	SYSTEM LOCKABLE CABINET	1
	1200mmW X 480mmD X 1800mmH MOVABLE RACK W/ 2 LAYERS OF ADJ. WOODEN SHELF	3
	600mmW X 1800mmH WOODEN FRAME MIRROR	1
	700mm DIA. ROUND MEETING TABLE	1
	CHAIR	2
	TRACK LIGHT W/ 2 X LED SPOTLIGHT	1
	35w PAR LIGHT	2
	RUBBISH BIN & CARPET (9sqm.)	