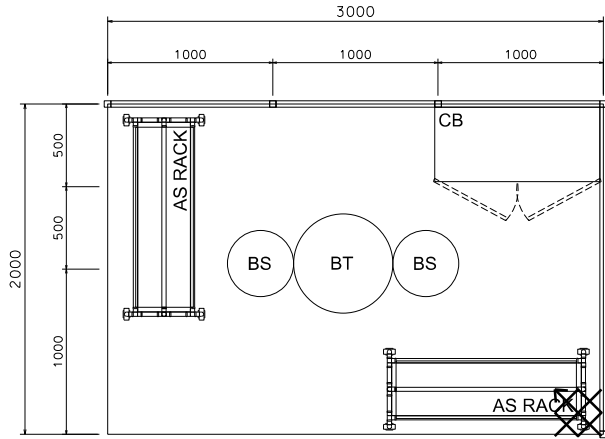
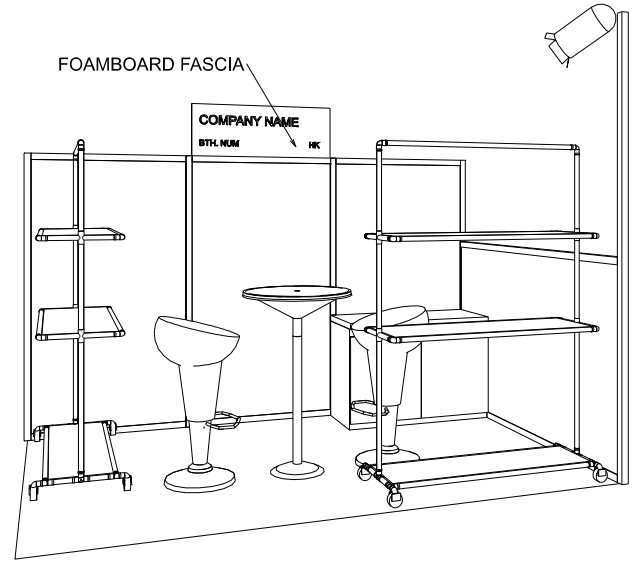


3M x 2M PETIT LEFT CORNER BOOTH (ACCESSORIES)

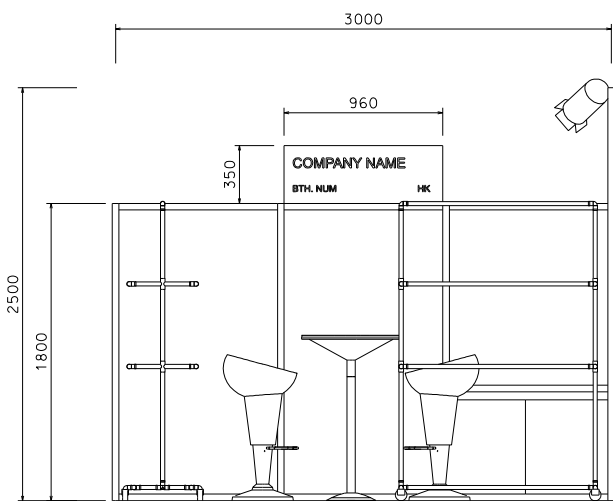
三米乘二米左邊角位攤位



PLAN



PERSPECTIVE



ELEVATION

BOOTH SPECIFICATIONS		QTY.
	1200mmW X 480mmD X 1800mmH MOVABLE RACK W/ 2 LAYERS OF ADJ. WOODEN SHELF	2
	WOODEN CABINET	1
	2 BAR STOOL AND BAR TABLE	1 SET
	35W PAR LIGHT	1
RUBBISH BIN & CARPET (6sqm.) 垃圾箱 & 地氈 (6平方米)		